


TRIMMER – Ultra-power trim


OPERATION MANUAL

TRIMMER winches from Pontos are designed to optimise halyards, sheets and most ropes operations on a sailing boat deck, as well as specific operations like lifting or swing keel hoist. The trimmer will allow crew, even a child to wind up very high loads, offering more torque than any traditional winch. In order to select the appropriate winch size, please refer to our website chart on www.pontos.fr

Warning: reverse rotation for models 46 and 52



Gear 1: = first speed of a conventional winch




Gear 2: = second speed of a conventional winch

Automatic clutch, PONTOS patented:


As soon as load is detected, 3rd gear is set-up. Alternatively:

> Carry on with gear 2

Or > Reverse the handle and engage gear 3



Gear 3: reduce efforts by **50%**, while **doubling** the torque.



Gear 4: back to intermediate speed, allowing « pumping »

SELF-TAILING

Always make 3 turns on the drum or more if necessary. Engage the line on the feeder arm and insert in the jaws about 300° around the winch.

EASING

- A) Ease while keeping some load on the line maintains your winch in speed 3-4
- B) Ease completely the line will bring you back to speed 1-2



**NEVER APPLY LOADS OVER THE MAXIMUM VALUES GIVEN IN OUR PERFORMANCE SPECIFICATIONS.
PONTOS WINCHES MUST NOT BE USED TO LIFT A PERSON.**