


GRINDER - Ultra-Fast Winch-in


OPERATION MANUAL

GRINDER winches from Pontos are designed to optimise halyards, sheets and most ropes operated on a sailing boat. Winding up and hoisting will be faster, easier and more comfortable with a single hand on the handle, getting the best out of your self-tailing. No more need to retrieve the slack by hand. In order to select the appropriate winch size, please refer to our website chart on www.pontos.fr

Warning: reverse rotation for models 46 and 52



Gear 1: 6 x first speed of a conventional winch




Gear 2: 2 x first speed of a conventional winch

Automatic clutch, PONTOS patented:


As soon as load is detected, 3rd gear is set-up. Alternatively:

> Carry on with gear 2

Or > Reverse the handle and engage gear 3



Gear 3 = first speed of a conventional winch



Gear 4 = second speed of a conventional winch

P
O
N
T
O
S

4

S
P
E
E
D
S
P
E
E
D

SELF-TAILING

Always make 3 turns on the drum or more if necessary. Engage the line on the feeder arm and insert in the jaws about 300° around the winch.

EASING

- A) Ease while keeping some load on the line maintains your winch in speed 3-4
- B) Ease completely the line will bring you back to speed 1-2



**NEVER APPLY LOADS OVER THE MAXIMUM VALUES GIVEN IN OUR PERFORMANCE SPECIFICATIONS.
PONTOS WINCHES MUST NOT BE USED TO LIFT A PERSON.**